



DMEGC Quality. Performance. Value.



PERC MONO CRYSTALLINE OPJ300-LV SMART SERIES

DM290-M156-60BKS Series

60 x 6" / 270 - 290W

Wattages:

270 / 275 / 280
285 / 290



SolarEdge power optimizer OPJ300-LV
Module embedded solution



Safer Installations

Unique Pass-Thru connector for easy module flashing and field replacement



Power-Positive Tolerance

Guaranteed power output (0/+3%)



Up to 25% higher energy yield

Per-module Maximum Power Point Tracking (MPPT)
Mitigates all types of modules mismatch-loss, from manufacturing tolerance to partial shading




High module conversion efficiency

Module efficiency up to 17.11% achieved through advanced cell technology and manufacturing capabilities


www.dmegcsolar.com

Excellent Electrical Performance Cells



- PERC mono Crystalline 156.75x156.75mm cells have been used in the modules with better performance in terms of parameters

Visible Quality



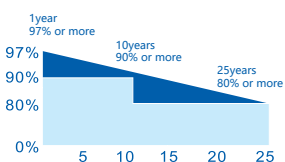
- Durable, high-quality
- Rigid construction - 5400 Pa & 2400Pa rated assembly

Superior Manufacturing-Quality Assurance



- All modules are manufactured using TQC & SPC quality control systems
- Advanced cell sorting to avoid electric mismatch
- 100% EL Test- before lamination & prior to shipment
- Comprehensive Safety and Reliability tests are performed

Warranty



- 10 Year Manufacturer's Warranty
- 10 Year Warranty, 90% power output
- 25 Year Warranty, 80% power output

Certifications and standards:
IEC 61215, IEC 61730 - Conformity to CE

OPJ300-LV Module Embedded Solution



- DMEGC Smart Module comes with SolarEdge's Power Optimizer platform which enables a number of smart functions



Electrical Specifications * STC irradiance of 1000W/m², spectrum AM 1.5 and cell temperature of 25 °C

Module Type	Pm(W)	Tolerance	Imp(A)	Vmp(V)	Isc(A)	Voc (V)	Module Efficiency
DM270-M156-60BKS	270	0/+3%	8.61	31.35	9.09	38.84	16.50%
DM275-M156-60BKS	275	0/+3%	8.71	31.56	9.19	39.00	16.80%
DM280-M156-60BKS	280	0/+3%	8.81	31.77	9.29	39.16	17.11%
DM285-M156-60BKS	285	0/+3%	8.91	31.98	9.39	39.32	17.41%
DM290-M156-60BKS	290	0/+3%	9.01	32.19	9.49	39.48	17.72%

String Lengths (computed automatically by SolarEdge Site Designer) EU and APAC

Module Power (W)		270	275	280	285	290
Minimum / Maximum string size with SolarEdge inverter	1ph	8 / 19	8 / 19	8 / 18	8 / 18	8 / 18
	3ph	16 / 41	16 / 40	16 / 40	16 / 39	16 / 38
	3ph-MV	18 / 47	18 / 46	18 / 45	18 / 44	18 / 43

Output Voltages and Currents

Operating Output Voltage when connected to SolarEdge Inverter	5 - 60	VDC
Maximum Output Current when connected to SolarEdge Inverter	15	ADC
Output in Standby mode with SolarEdge Inverter or with SMI and Non-SolarEdge Inverter (when disconnected from inverter or inverter off)	1	VDC

Maximum Ratings

Operating Temperature	-40°C to +85°C	Maximum System Voltage	600V DC (UL) / 1000V DC (IEC)
Maximum Load Capacity	Snow - 5400 Pa Wind - 2400 Pa	Busbars	4
		Maximum Cell Efficiency	21%

Packaging

Module Dimensions	1650 × 992 × 40 mm
Weight	19.5±0.4 kg
Pallet Dimensions	1690 × 1130 × 1230mm
Container	40' HQ
Pieces per Pallet	28
Pallets per Container	28
Pieces per Container	784
Gross Weight per Pallet	595 kg
Gross Weight per Container	16,660 kg

Mechanical Data

Cell Type	DMTD4B157- 210
Cell Arrangement	60 (6 x10)
Module Structure	Glass / EVA / Backsheet (black)
Glass Thickness	3.2 mm
Application Class	Class A at IEC 61730
Junction Box Rating	IP 67
Cable	1000mm/ 6mm ²
Connector Type	MC4
Fire Rating Class	Class C

Temperature Characteristics

(NOCT)	45°C ± 2°C
Temperature Coefficient of Isc	+0.060% / °C
Temperature Coefficient of Voc	-0.300% / °C
Temperature Coefficient of Pmax	-0.390% / °C

Junction Box Standard Compliance

PV Junction Box Safety	IEC62109-1 (class II safety, TUV-SUD UL1741 (TUV-Rheinland & CSA)
Fire Safety	VDE-AR-E 2100-712:2013-05
PV Junction Box	EN50548(TUV-SUD),UL3730

